

Cooking with Math

Chocolate Chip Peanut Butter Cookies

Preheat oven to 375°

Beat: 1/2 cup butter or margarine
1/2 cup shortening
1 cup peanut butter
1 cup sugar
1 cup packed light brown sugar
2 eggs







Mix: 2 + 1/2 cups flour
1 + 1/2 teaspoons baking powder
1/2 teaspoon salt

Add to butter mixture and mix well.

Add: 2 cups chocolate chips
Mix well.

Bake 8 to 10 minutes or until set. Makes about 6 dozen cookies.

(Hershey's)



Chocolate C Butter C

Preheat oven to 375°

Beat: 1/2 cup butter or
1/2 cup shortenin
1 cup peanut but
1 cup sugar
1 cup packed ligh
2 eggs

Chip Peanut Cookies

margarine

1g
ter

1t brown sugar

Mix: 2 + 1/2 cups flour
1 + 1/2 teaspoons
1/2 teaspoon salt
Add to butter mixture

Add: 2 cups chocolate
Mix well.

**Bake 8 to 10 minutes or
dozen cookies.**

(Hershey's)

baking powder

and mix well.

chips

until set. Makes about 6

Cookie 6

Dont' forget to give your
new recipe a name.

Cookie 5

Create your own recipe. List ingredients and amounts for your new cookie recipe.

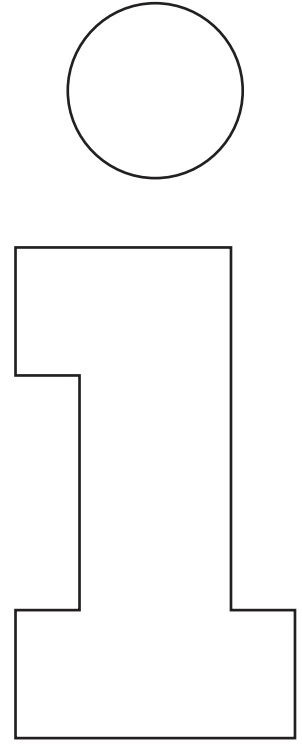

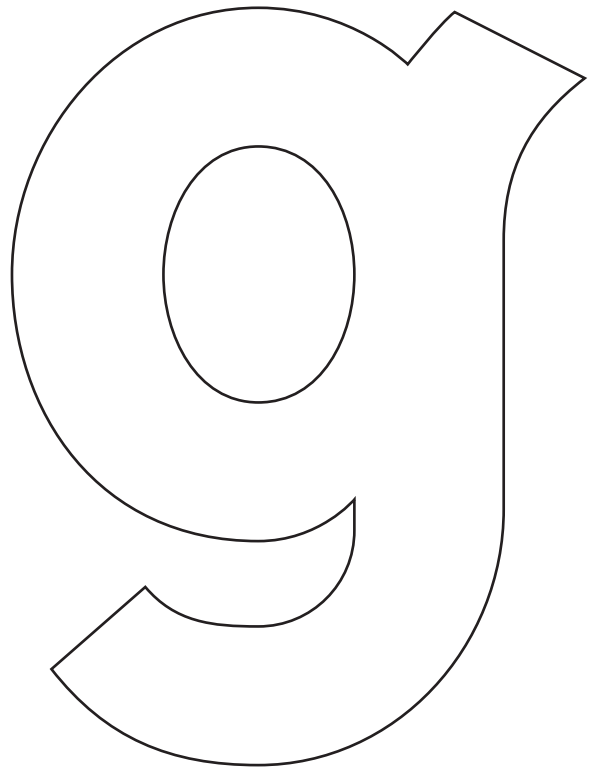
Cookie 4

Use the following prices and find the total cost to bake one batch of cookies.

1/2 cup margarine	20¢
1/2 cup shortening	20¢
1 cup peanut butter	40¢
1 cup sugar	10¢
1 cup brown sugar	15¢
2 eggs	8¢
2 1/2 cups flour	85¢
1 1/2 t. baking powder	1¢
1/2 t. salt	1¢

COO

kin



INM

atn

Cookie 3

Write a grocery list of all the ingredients in the recipe. Put the items in abc order.

Cookie 2

Write the recipe using half the amount of ingredients.

Cookie 1

Rewrite the recipe by doubling the amount of ingredients.